



OVER **7 MILLION** SATISFIED CUSTOMERS



Chimney | Built in Hob | Microwave Oven | Top Load | WDR | Front Load | Refrigerators | Dishwasher | Air Conditioner | Built in Oven | 100% ClothesDryer

**Shop 24x7** @ [www.ifbappliances.com](http://www.ifbappliances.com) | Email: [customerservice@ifbglobal.com](mailto:customerservice@ifbglobal.com) | Call: 080 458 45678 or 92310 04321 (Whatsapp)



[www.facebook.com/IFBappliances](https://www.facebook.com/IFBappliances)



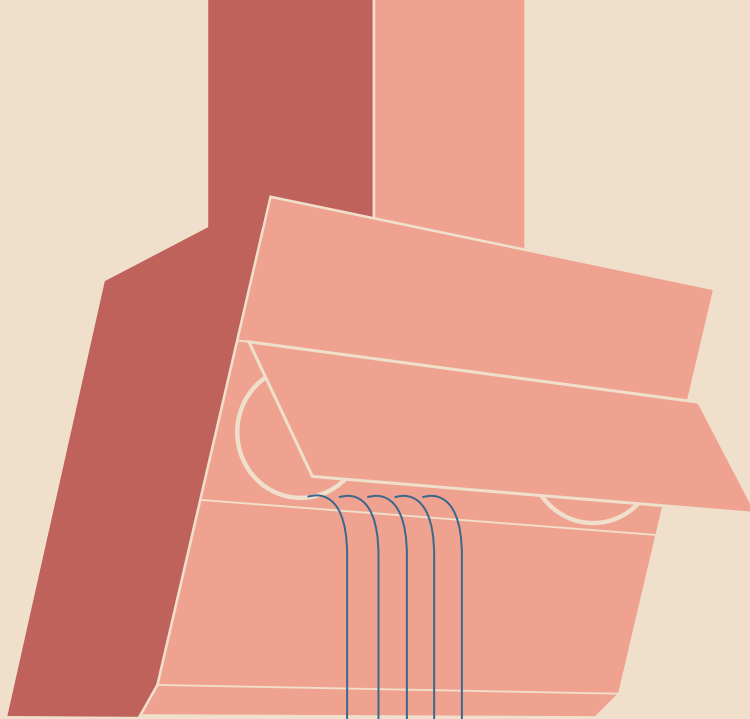


[twitter.com/IFBAppliances](https://twitter.com/IFBAppliances)



[www.instagram.com/ifbappliances](https://www.instagram.com/ifbappliances)

**IFB**  
*Set Yourself Free*




THE  
ARCHITECTURE  
OF KITCHEN  
APPLIANCES



## ***COOKER HOOD***


Not only do IFB Cooker hood look great, they come with many useful features that make them a joy to use. They get rid of smoke, odour and keep your kitchen clean, all at the same time.



## ***BUILT IN HOB***

Durable designs with in-built safety features make IFB Hybrid Hobs perfect for Indian Kitchen. Bring your kitchen countertops to life with multi-flame control and bevelled, toughened glass.

## ***BUILT IN DISHWASHER***



Ensure you spend less time juggling plates and more time with family. Let an IFB Built-in Dishwasher win you over with its ease of use, incredible features and technology.

## BUILT IN MICROWAVE

Cook, heat and eat healthy with the IFB Built-in Microwave. Intelligent design not only complements the kitchen decor but also exudes luxury while acting as a space-saver.



## BUILT IN OVEN

The IFB Built-in Oven is an all-in-one package that caters to your every need. Packed with exciting features, enough for cooking up a storm, encapsulated in sleek stainless steel and clear glass finish.

---

UNCOMPROMISE ON  
HEALTH & HYGIENE

# COOKER HOOD

DESIGNER

DECORATIVE

TRADITIONAL







## AESTHETIC FINISH

*Designed for a great look*



Made of black Inox Steel body with broad front glass, these chimneys look stunning in any kitchen.



## HAND SENSOR WITH FEATHER TOUCH

*Keeps chimney Stain free*



Switch ON the chimney using gesture or touch controls. Avoid touching it with greasy hands.



## DOUBLE DUCT COVER

*Better Aesthetics*




Enables enhanced appeal during the ducting process.



## UNIFORM ILLUMINATION

*Better Visibility*



High grade LEDs light up the area under the chimney, where the room lighting is dim.



## FILTERLESS AIRFLOW

*Suction Boost*



Filterless chimney ensures free flow of air intake which helps in keeping your kitchen smoke & fume free.



## HEAT CLEAN WITH OIL COLLECTOR TRAY

*Easy Clean*



An inbuilt 80W heater enables trapped oil to drip into a tray, ensuring smooth performance without having to clean the filter frequently.



## RECIRCULATION

*Filters and Recycles Air*



Perfect for homes where air cannot be vented through a duct. An additional carbon filter absorbs pollutants and the fresh air is recirculated.



## POWERFUL MOTOR

*High Performance Airflow*



Exhausts larger volumes of air, enabling better suction of odours, fumes and heat during deep frying to keep kitchen air fresh.



## MOTOR SPEED

*Enhances Fresh Air Circulation*



The Motor Speed varies from F1 to F9, F1 is low & F9 is High Speed. Ensuring Fresh Air Circulation & keeps the cooking space odourless and healthy.



## END TO END FILTERS

*Better Suction*



Broad Cassette & Baffle filters ensure more suction surface area.



## AUTO FRONT GLASS OPENING

*Elegance & Efficiency*



Efficient motion sensor enables to open front glass for efficient air extraction while enhancing the aesthetics of the chimney.



## AIRFLOW INDICATOR

*Best in Class*



Monitors and displays the chimney's airflow.



### DIGITAL CLOCK

*Always be on Time*



Displays time of day, enabling precise cooking durations.



### DELAY SWITCH OFF TIMER

*Keeps the Kitchen Smelling Fresh*



After switching off the chimney, the chimney stays on for 1 or 3 mis to remove any lingering food odour.



### ZONAL EXTRACTION

*Select Motor as per Smoke Intensity in your Kitchen*



Both or either of the motors can be used at the time of cooking.



### EXPERT INSTALLATION

*Easy Set-up*



Installed by authorised IFB-trained service technicians.



### AUTO DUCT CLEANER

*Enhance Chimney Efficiency*



When there is 75% blockage in the chimney outlet, the chimney fan starts automatically, exerts pressure & clears the outlet.



### WARRANTY

*Peace of Mind*



IFB Cooker Hood are built to last with 5 years warranty, 7 years spare part support. 100% Peace of mind.



### IFB CARE


*24x7 Service Support*



Across 2,500+ cities nationwide, supported by our toll-free helpline 080 695 45678 Whatsapp + 91 9231004321



# WORKS LIKE A CHARM!



## KEEP YOUR KITCHEN CLEAN AND HEALTHY





## GL HC 107-90

EASY AUTO CLEAN



|                   |   |
|-------------------|---|
| Size              | 90cm  |
| Specifications    | Stainless steel body with automatic front glass opening , Chimney with Auto clean feature with 70W heater for each motor housing, Filter less with SS Cup, LED Light, Hand sensor, Feather touch control, Broad Digital display & Dual motor. |
| Air Flow Capacity | 1300m³/h  |
| Installation Mode | Ducting   |
| Function Features | Zonal Suction, Digital Clock & Airflow / Suction Indicator.   |
| Warranty          | 5 Years warranty 7 years spare part support.  |



|                   |  |
|-------------------|--|
| Size              | 60 / 90cm  |
| Specifications    | Dark Inox Grey body with Broad Front Glass, Chimney with Auto clean feature with 80W heater, Filterless with SS Cup, LED Light, Hand sensor, Feather Touch Control, Digital display. The BLDC Motor comes with 35% less power consumption and more saving. |
| Air Flow Capacity | 1300m³/h   |
| Installation Mode | Ducting & Recirculation mode*  |
| Function Features | Motor Speed varies from F1 to F5, Airflow / Suction Indicator on the control panel and Delay switch off timer (1mins)  |
| Warranty          | 5 Years warranty 7 years spare part support.   |

\*Re-circulation mode installation is optional and chargeable



## GL HC 107-60

EASY AUTO CLEAN



|                   |  |
|-------------------|--|
| Size              | 60cm   |
| Specifications    | Stainless steel body with automatic front glass opening , Chimney with Auto clean feature with 80W heater, Filter less with SS cup, LED Light, Hand sensor, Feather touch control, Broad Digital display & single motor. |
| Air Flow Capacity | 1000m³/h   |
| Installation Mode | Ducting  |
| Function Features | Digital Clock & Airflow / Suction Indicator.   |
| Warranty          | 5 Years warranty 7 years spare part support.   |



## GS HC BLDC

EASY AUTO CLEAN



## EC1 BS HS BF

EASY AUTO CLEAN



|                   |   |
|-------------------|---|
| Size              | 60 / 90cm   |
| Specifications    | Black Inox steel body with broad front glass, Chimney with Auto clean feature with 80W heater, Baffle filters with SS Cup, LED Light, Hand sensor, Feather touch control & Broad Digital display. |
| Air Flow Capacity | 1200m <sup>3</sup> /h   |
| Installation Mode | Ducting & Recirculation mode*   |
| Function Features | Motor Speed 3, Airflow / Suction Indicator on the control panel.  |
| Warranty          | 5 Years warranty 7 years spare part support.  |



## EC4 BS HS BF - BLDC

EASY AUTO CLEAN



|                   |   |
|-------------------|---|
| Size              | 60 / 90cm   |
| Specifications    | Black Inox steel with Titanium Duct cover, Chimney with Auto clean feature with 80W heater, Filterless with SS Cup, LED Light, Hand sensor, Feather touch control, Broad digital display. The BLDC Motor comes with 35% less power consumption and more saving. |
| Air Flow Capacity | 1300m <sup>3</sup> /h   |
| Installation Mode | Ducting & Recirculation mode*   |
| Function Features | Motor Speed varies from F1 to F9, Airflow / Suction Indicator on the control panel, Delay switch off timer (3mins), and Auto Duct Cleaner   |
| Warranty          | 5 Years warranty 7 years spare part support.  |



|                   |   |
|-------------------|---|
| Size              | 90cm  |
| Specifications    | Black Inox steel body with glass on both sides, Cassette Filter, LED Light, Hand sensor, Feather Touch Control & Digital display on both the sides. The BLDC Motor comes with 35% less power consumption and more saving. |
| Air Flow Capacity | 1200m <sup>3</sup> /h   |
| Installation Mode | Ducting & Recirculation mode*   |
| Function Features | Motor Speed varies from F1 to F9, Airflow / Suction Indicator on the control panel & Auto duct cleaner for enhancing chimney efficiency.  |
| Warranty          | 5 Years warranty 7 years spare part support.  |



## GS HS 90 T BLDC ISLAND

CASSETTE FILTER



## EC BK HS 90 FL

EASY AUTO CLEAN



| Size              | 90cm  |
|-------------------|---|
| Specifications    | Black Inox steel body with front glass, Chimney with Auto clean feature with 80W heater, Filterless with SS Cup, LED Light, Hand sensor, Feather touch control & Digital display. |
| Air Flow Capacity | 1200m <sup>3</sup> /h   |
| Installation Mode | Ducting & Recirculation mode*   |
| Function Features | Motor Speed 3   |
| Warranty          | 5 Years warranty 7 years spare part support.  |



## EC BK HS 60 FL

EASY AUTO CLEAN



| Size              | 60cm  |
|-------------------|---|
| Specifications    | Black Inox steel body with front glass, Chimney with Auto clean feature with 80W heater, Filterless with SS Cup, LED Light, Hand sensor, Feather touch control & Digital display. |
| Air Flow Capacity | 1200m <sup>3</sup> /h   |
| Installation Mode | Ducting & Recirculation mode*   |
| Function Features | Motor Speed 3   |
| Warranty          | 5 Years warranty 7 years spare part support.  |

\*Re-circulation mode installation is optional and chargeable

# PREMIUM HOOD

- A highly efficient & stunning chimney with plenty of features and easy to use.
- Has multiple features which keeps your kitchen healthy & fresh..
- With Premium Aesthetic Design & Unique Elegant Control these chimneys look stunning in any kitchen.




**UNIQUE AESTHETIC APPEAL**

**SMART INTERFACE**

**SUPERIOR CLOSED MOTOR**

**BAFFLE FILTER**




# BUILT-IN HOBS



- HYBRID 2-IN-1 HOB
- HIGHLY EFFICIENT 3D BRASS BURNERS.
- BEVELLED EDGES - GLASS & GRID.
- BUILT FOR CONVENIENCE - LPG TO CNG CONVERTIBLE & VISA VERSA.




ELEGANCE BUILT TO LAST





## FLAME FAILURE SAFETY DEVICE

*For home Safety*



Designed to stop flammable gas going to the burner if the flame is extinguished.



## BRASS BURNERS

*Made to last*



Durable and resistant to corrosion as well as high temperatures.



## EASY CONVERTIBILITY

*Built for convenience*



Convertible from LPG to CNG and vice versa.



## BUILD QUALITY

*Safe & Sturdy*



Durable design with inbuilt safety features, perfect for Indian kitchens.

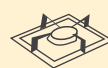


## BEVELLED TEMPERED BLACK GLASS

*Aesthetically Appealing*



Bevelled glass secures corner or side damages.

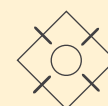


## BEVELLED CAST IRON GRIDS

*Sturdy & Robust*



Cast iron grids with bevelled edges to support round bottomed vessels used in Indian cooking.



## MULTI-FLAME CONTROL

*Easy flame adjustment*



Turning on the hob ignites the inner ring. Each gradual turn thereafter ignites the outer rings as well.



## AUTO IGNITION

*Single hand Operation*



Burner ignition is integrated in the knob. The flame can be lit and adjusted by pressing and turning it with one hand.



## METALLIC KNOBS

*Long-lasting & dependable*




Durable, ensuring the reliability of the hob.

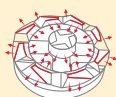


## 3D BRASS BURNERS

*100% cooking efficiency*




Multiple Angular Fire Outlets & Fire Wheel on the burner comes with 25% higher heat efficiency & 25% lesser gas consumption, which provides more & complete heat for the cookware and helps cook in the middle and periphery.

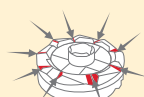


## OXYGEN ENRICH COMBUSTION

*Healthy and eco friendly*



Space between the Fire Wheels enables Oxygen Enrich Combustion, which is environmentally friendly and healthy.



## WARRANTY

*Peace of Mind*



IFB Built In HOB are built to last with 5 years warranty, 7 years spare part support. 100% Peace of mind.



## 90-GCI4B-3D-FFD

### 3D BRASS BURNER



|                      |  |
|----------------------|--|
| Finish               | Bevelled Tempered Black Glass  |
| Grid Type            | Bevelled Cast Iron Grid  |
| Features             | 4 Burner, Hybrid 2+1 - stored on a granite surface & placed inside a granite structure, Bevelled Tempered Black Glass for glass protection, Bevelled cast Iron Grid for utensil support, Highly Efficient 3D Brass Burners with multiple angular fire outlets & fire wheel for 25% higher heat efficiency, The Oxygen Enrich combustion ensures 25% lesser gas consumption, Flame Failure Device stops flammable gas going to the burner if the flame is extinguished. Metallic Knobs, Convertable from LPG to CNG & Vice Versa. |
| Burner Configuration | Front Left (kW) - 3.5 KW, Large Burner.<br>Front Right (kW) - 2.5 KW, Large Burner<br>Back Left (kW) - 1.5 KW, Medium Burner.<br>Back Right (kW) - 1.5 KW, Medium Burner.  |
| Product Dimensions   | 900mm x 520mm x 138mm (W x D x H)  |
| Cutting Dimensions   | 820mm x 475mm x 60mm (W x D x H)   |
| Warranty*            | 5 Years warranty 7 years spare part support.   |



## 78-GCI4B-3D-FB-FFD

### 3D BRASS BURNER



|                      |   |
|----------------------|---|
| Finish               | Bevelled Tempered Black Glass   |
| Grid Type            | Bevelled Cast Iron Grid   |
| Features             | 4 Burner, Hybrid 2+1 - stored on a granite surface & placed inside a granite structure, Bevelled Tempered Black Glass for glass protection, Bevelled cast Iron Grid for utensil support, Highly Efficient 3D Full Brass Burners with multiple angular fire outlets & fire wheel for 25% higher heat efficiency, The Oxygen Enrich combustion ensures 25% lesser gas consumption, Flame Failure Device stops flammable gas going to the burner if the flame is extinguished. Metallic Knobs, Convertable from LPG to CNG & Vice Versa. |
| Burner Configuration | Front Left (kW) - 2.5 KW, Large Burner.<br>Front Right (kW) - 3.5 KW, Large Burner<br>Back Left (kW) - 1.5 KW, Medium Burner.<br>Back Right (kW) - 1.5 KW, Medium Burner.   |
| Product Dimensions   | 780mm x 520mm x 138mm (W x D x H)   |
| Cutting Dimensions   | 685mm x 475mm x 60mm (W x D x H)  |
| Warranty*            | 5 Years warranty 7 years spare part support.  |



## 78-GCI3B-3D-FFD

### 3D BRASS BURNER



|                      |  |
|----------------------|--|
| Finish               | Bevelled Tempered Black Glass  |
| Grid Type            | Bevelled Cast Iron Grid  |
| Features             | 3 Burner, Hybrid 2+1 - stored on a granite surface & placed inside a granite structure, Bevelled Tempered Black Glass for glass protection, Bevelled cast Iron Grid for utensil support, Highly Efficient 3D Brass Burners with multiple angular fire outlets & fire wheel for 25% higher heat efficiency, The Oxygen Enrich combustion ensures 25% lesser gas consumption, Flame Failure Device stops flammable gas going to the burner if the flame is extinguished. Metallic Knobs, Convertable from LPG to CNG & Vice Versa. |
| Burner Configuration | Front Left (kW) - 3.5 KW, Large Burner.<br>Front Right (kW) - 2.5 KW, Large Burner<br>Centre Top (kW) - 1.5 KW, Medium Burner.   |
| Product Dimensions   | 780mm x 450mm x 130mm (W x D x H)  |
| Cutting Dimensions   | 685mm x 400mm x 60mm (W x D x H)   |
| Warranty*            | 5 Years warranty 7 years spare part support.   |

\*Refer detailed Warranty Terms in Manual



## 60-04-GCI4B-3D

### 4 BURNER HOB



|                      |   |
|----------------------|---|
| Finish               | Bevelled Tempered Black Glass   |
| Grid Type            | Bevelled Cast Iron Grid   |
| Features             | 4 Burner, Hybrid 2+1 - stored on a granite surface & placed inside a granite structure, Bevelled Tempered Black Glass for glass protection, Bevelled cast Iron Grid for utensil support, Highly Efficient 3D Brass Burners with multiple angular fire outlets & fire wheel for 25% higher heat efficiency, The Oxygen Enrich combustion ensures 25% lesser gas consumption, Flame Failure Device stops flammable gas going to the burner if the flame is extinguished. Metallic Knobs, Covertable from LPG to CNG & Visa Versa. |
| Burner Configuration | Front Left (kW) - 2.5 KW, Large Burner.<br>Front Right (kW) - 1.5 KW, Large Burner<br>Back Left (kW) - 1.5 KW, Medium Burner.<br>Back Right (kW) - 2.5 KW, Medium Burner.   |
| Product Dimensions   | 600mm x 520mm x 138mm (W x D x H)   |
| Cutting Dimensions   | 555mm x 475mm x 60mm (W x D x H)  |
| Warranty*            | 5 Years warranty 7 years spare part support.  |

\*Refer detailed Warranty Terms in Manual



## 60-GCI3B-3D-FFD

### 3 BURNER HOB



|                      |   |
|----------------------|---|
| Finish               | Bevelled Tempered Black Glass   |
| Grid Type            | Bevelled Cast Iron Grid   |
| Features             | 3 Burner, Hybrid 2+1 - stored on a granite surface & placed inside a granite structure, Bevelled Tempered Black Glass for glass protection, Bevelled cast Iron Grid for utensil support, Highly Efficient 3D Brass Burners with multiple angular fire outlets & fire wheel for 25% higher heat efficiency, The Oxygen Enrich combustion ensures 25% lesser gas consumption, Flame Failure Device stops flammable gas going to the burner if the flame is extinguished. Metallic Knobs, Covertable from LPG to CNG & Visa Versa. |
| Burner Configuration | Front Left (kW) - 2.5 KW, Large Burner.<br>Centre Right (kW) - 3.5 KW, Large Burner<br>Back Left (kW) - 1.5 KW, Medium Burner.  |
| Product Dimensions   | 600mm x 520mm x 130mm (W x D x H)   |
| Cutting Dimensions   | 555mm x 475mm x 60mm (W x D x H)  |
| Warranty*            | 5 Years warranty 7 years spare part support.  |

# PREMIUM HOB'S

Superior Performance is achieved through smart technology, strong design, precise mold and intelligent manufacturing.

As we spend great deal of our time there, who doesn't prefer a clean and aesthetic kitchen?

# ALL YOU NEED TO ADD IS YOUR MAGIC



THE KITCHEN OF TOMORROW

# BUILT-IN MICROWAVE OVENS

AESTHETIC APPEAL &  
INTELLIGENT DESIGN

MULTI STAGE

COMBO COOKING

PEACE OF MIND



## CONVECTION OVEN


*Designed for convenience*



Full featured Convection / Grill / MW oven with 10 pre-set menus, Smart drop down door.

## 5 POWER LEVEL

*Cooks like a pro*



Adjustable power level to ensure precision cooking

## EXPRESS COOKING

*Quick and perfect*



Instantly Re-Heat your food in one touch

## CHILD LOCK

*Essential for homes with kids*



This safety feature prevents accidents when there are children around.



## COMBI MODE

*For perfect dishes*



For faster and efficient cooking

## WARRANTY

*Peace of Mind*



IFB BI MW are built to last with 1 yrs comprehensive warranty 3 yrs warranty on Magnetron and Cavity along with 6 years spare part support.

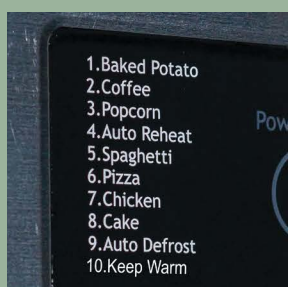
## MULTI-STAGE COOKING

*Perfectly even cooking*



Simplifies elaborate Indian recipes with memory cooking

# FEATURES FOR THE KITCHEN OF TOMORROW







## 34BIC1

### BUILT-IN-MICROWAVE OVEN



|                                     |  |
|-------------------------------------|--|
| Capacity                            | 34Ltr  |
| Type                                | Convection   |
| Features                            | Dual heaters for Precise cooking, Rear convection fan for uniform heat distribution, Large capacity Turntable, 03 Multi purpose Baking Tray + Grill Rack easily fits 03 ltrs. glass bowl for cooking, Temperature setting varies (110 -200), 5 Power Level, Overheating Protection, Sensor Malfunction Protection, Child Lock, Digital Clock, Express Cooking, 10 Auto Cook Menus, Auto Defrost, 4 Combination Cooking ( Convection + Microwave) , ( Grill + Microwave), Multi Stage cooking , Grill Mode, Powerful convection mode. |
| Cavity                              | Stainless Steel  |
| Captivity in Cabinet Dimension (mm) | 380 x 560 x 550 mm (H x W x D)   |
| Warranty                            | 1 Year Comprehensive Warranty 3 Years Warranty on Magnetron & Cavity 6 Years Spare Parts Support   |



## 34BIC2

### BUILT-IN-MICROWAVE OVEN



|                                     |  |
|-------------------------------------|--|
| Capacity                            | 34Ltr  |
| Type                                | Convection   |
| Features                            | Dual heaters for Precise cooking, Rear convection fan for uniform heat distribution, Large capacity Turntable, 03 Multi purpose Baking Tray + Grill Rack easily fits 03 ltrs. glass bowl for cooking, Temperature setting varies (110 -200), 5 Power Level, Overheating Protection, Sensor Malfunction Protection, Child Lock, Digital Clock, Express Cooking, 10 Auto Cook Menus, Auto Defrost, 4 Combination Cooking ( Convection + Microwave) , ( Grill + Microwave), Multi Stage cooking , Grill Mode, Powerful convection mode. |
| Cavity                              | Stainless Steel  |
| Captivity in Cabinet Dimension (mm) | 380 x 560 x 550 mm (H x W x D)   |
| Warranty                            | 1 Year Comprehensive Warranty 3 Years Warranty on Magnetron & Cavity 6 Years Spare Parts Support   |



COOK AND BAKE LIKE A PRO

# BUILT-IN OVENS

AESTHETIC APPEAL &  
INTELLIGENT DESIGN




TRIPLE GLASS THERMAL  
INSULATION



TURBO HEATER & FAN



WORLD CLASS SAFETY  
& EFFICIENCY



## 360° TRUE CONVECTION

*Superior baking  
Grilling & roasting*




Uses a combination of turbo heater, double heaters, rotisserie & a powerful fan to enable uniform baking.



## TURBO HEATER & FAN

*Ensures even cooking*

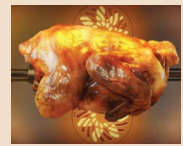


The turbo heater & fan (ring heater) generate hot air that gently circulates inside the oven.



## ROTISSERIE

*360° turn spit rotisserie*



Enjoy perfectly roasted delicacies with precision cooking.



## POWERFUL FAN

*Uniform hot air circulation*




A 6-blade fan circulates hot air inside the oven.



## SUPER GRILL

*Perfect for Roasts*




Enables cooking of exceptionally crispy meat dishes, especially poultry.



## TANGENTIAL VENTILATION

*Enhanced oven performance*

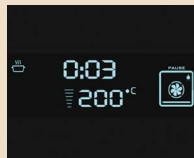


Creates a flow of air between the muffle & framework, reducing the temperature of the oven's external surfaces.



## 13 PROGRAMS

*Designed for convenience*



Specially designed cooking program for daily grilling, roasting & baking needs



## PIZZA FUNCTION

*Specially for pizza fans*



This innovative function provides a crisp, golden pizza base while keeping the toppings well cooked.



## COOLING FAN

*Cools oven after use*



A powerful fan forces hot air out of the oven through tangential ventilation.



## VEST FRY

*Low oil usage for frying*



A compact wire basket designed in a cylinder shape that rotates for even air frying.



## CLEAR GLASS DOOR WITH STAINLESS STEEL RIM

*Aesthetic Design*



Monitor cooking performance without opening the oven door



## FOOD / MEAT PROBE

*For perfect dishes*



Set your desired cooking temperature and let the probe check your favorite meals to perfection



## SPACE SAVER

*Perfect for any kitchen*




Enables an organised and integrated modular kitchen.



## REMOVABLE TRIPLE GLASS

*Easily removable for cleaning*



Removable clip to make cleaning of inner glass.



## FAST PRE-HEAT

*Starts at the perfect temperature*



Instant preheat with superior heaters for efficient cooking results.



## OVEN LIGHT

*Better visibility*



An illuminated chamber helps show the food while it is being cooked in the oven.

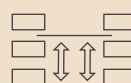


## SIDE LADDER

*04 Adjustable rack positions*




Chrome side ladders securely hold baking trays and enable easy removal. They can be easily disassembled and washed.




## DRIP PAN & GRID

*Easy baking & cooking*



The pan collects oil dripping from food being cooked, while the grid enables easy placement of food inside the oven.



## OVEN INTERIOR

*Easy maintenance*




IFB Built in oven interiors are specially treated, making them easy to clean.



## TRIPLE GLASS THERMAL INSULATION

*Lower front glass temperature*



Three glass layers, including an inner thermo-reflective glass, ensure the front glass is cool to the touch.



## CHILD LOCK

*Essential for homes with kids*




This safety feature prevents accidents when there are children around.



## HOT AIR SHIELD

*No heat loss or delay in cooking*



An innovative air curtain to block hot air from escaping when the door is opened to prevent temperature fluctuation while cooking.



## WARRANTY

*Peace of Mind*



IFB Built in Ovens are built to last with a 1 year warranty 7 years spare part support.

## A CLASS ENERGY EFFICIENCY

*Uses less than 1 unit/hour*



Better cooking performance with the lowest energy consumption.





# IFB 656 MTC/E-RCT

BUILT-IN OVEN



|                      |  |
|----------------------|--|
| Size                 | 60cm   |
| Capacity             | 58Ltr  |
| Control              | Mechanical   |
| Class                | Energy Class A   |
| Features             | Turbo Heater, Double Heater, Rotisserie, Powerful Fan, Tangential Ventilation, Programs 7, Easy to Remove Inner Glass, Pizza Function, Oven Light, Cooling Fan, Drip Pan And Grid 1 & 2, Triple Glass Thermal Insulation |
| Captivity in Cabinet | 590 x 560 x 560mm (H x W x D)  |
| Warranty             | 1 Year 7 years spare part support  |



# IFB 656 FTC B / E - RCT

BUILT-IN OVEN




|                      |  |
|----------------------|--|
| Size                 | 60cm   |
| Capacity             | 69Ltr  |
| Control              | Full Touch   |
| Class                | Energy Class A   |
| Features             | 13 Programs, World first hot air shield system, Food Probe, Easy to clean enamel coating cavity, Gentle close, 360° turbo mode fan, Feather touch controls, Telescopic side rail, Very fast, Bright LED lights |
| Captivity in Cabinet | 590 x 560 x 560mm (H x W x D)  |
| Warranty             | 1 Year 7 years spare part support  |

“BAKE MORE AND MAKE  
MORE MEMORIES WITH  
THE SMART AND STYLISH  
BUILT-IN OVEN”



# BUILT-IN DISHWASHER



## NEPTUNE BI 2 BUILT-IN DISHWASHER



SUPER CONVENIENCE

SUPER STYLING

SUPER SAVER

LOAD IT.  
CLOSE IT.  
FORGET IT.



|                                  |   |
|----------------------------------|---|
| Control                          | Electronic Push Button  |
| Capacity                         | 14 Place Settings   |
| Key Features                     | Unique Spray Action, Hot Water Wash, Intelligent Sensor, In Built Water Softening Device (Up To 800 PPM), Self Cleaning , Delay Start, Active Drying System |
| Safety Features                  | Child Lock, Error Detection, Overflow And Leakage Protection, Heater Protection.  |
| Space Utility                    | 4 Mug Shelf, Foldable Mug Shelf on Upper Basket, Adjustable Upper Basket, Foldable Plate Racks on Lower Basket, Removable Cutlery Basket                    |
| Wash Programs/ Intelligent wash. | Auto Intense (60°C–70°C) for Pots/Pans/ Kadhai, Auto Normal (50°C–60°C) for Mix Loads, Auto Delicate (30°C–50°C) for Crystal/Glassware                      |
| Saver                            | ECO 50°C, Quick 30 Min  |
| Cabinet Cavity Dimension (mm)    | 820 - 870 X 600 X 570 mm (H x W x D)  |
| Warranty                         | 2 years machine warranty 8 years spare part support   |